




LIVING WITH CHILDREN





Before the bushfire season


 Clean up all rubbish around the house, keep grass mown and whipper snipped, including nature strip. Move woodpile well away from house (minimum 10 metres).


JOB ALLOCATED TO


CHECKLIST


 Remove all branches overhanging the house (utilise Council's green waste service or vouchers).


 Clean out all gutters, including sheds/garage. Check wire mesh minimum of 1.5mm aperture over vents around the house.


 Check all smoke alarms, and replace batteries if necessary.


 Place mops and metal buckets in an accessible location with the Emergency Kit.


 Ensure all house entrance points are clear of all combustible items/materials for at least 10 metres.


 Check hoses can reach around whole house, can be moved inside and connected to the washing machine taps.

 Test pumps and hoses for correct usage.

 Discuss and agree on our plan as a household.

 Decide where we are going to obtain our bushfire information from during the bushfire season and download associated apps or bookmark relevant webpages. Eg. CFA Fire Ready, emergency.vic.gov.au , preset 774AM on radio. Don't rely on one source of information and consider power failures. Battery operated or wind up radios can be a great option in addition to new technology.

 Identify our trigger to leave eg. Total Fire Ban, SEVERE or greater Fire Danger Rating.

 Make arrangements to go to a non-high risk area when we relocate. Eg. Family or friends.




Proudly supported by





LIVING WITH CHILDREN

Before the bushfire season

	JOB ALLOCATED TO	CHECKLIST
 Pack relocation kit in a container or bag for quick transportation - photographs, medications/ prescriptions, important documents (insurance details), passports, cameras, jewellery, backup discs, etc. (see Relocation Kit section). Keep relocation kit in an accessible spot.	<input type="text"/>	<input type="checkbox"/>
 Keep mobile phones charged throughout the bushfire season and carry at all times.	<input type="text"/>	<input type="checkbox"/>
 Identify exit routes and back up exit routes, as a fire could come from any direction and we need a plan to be prepared for all situations to avoid driving directly into the fire.	<input type="text"/>	<input type="checkbox"/>
 Practice what we will do should leaving early be impossible or if fire threatens the house	<input type="text"/>	<input type="checkbox"/>
 Identify where to shelter in the house if unable to leave and discuss with the entire family.	<input type="text"/>	<input type="checkbox"/>
 Source enough woollen blankets for every household member to use for protection should the need arise. Consider obtaining blankets for visitors.	<input type="text"/>	<input type="checkbox"/>
 Pack an emergency kit (see emergency kit).	<input type="text"/>	<input type="checkbox"/>
 Inform the children that we will expect them to stay at school should a fire start during school hours, as schools have fire protocols in place for emergencies.	<input type="text"/>	<input type="checkbox"/>
 Advise the children's schools of our plans to leave early on <our trigger> or greater, fire risk day.	<input type="text"/>	<input type="checkbox"/>
 Advise neighbours, close friends and relatives of our plan and where we will go when we leave.	<input type="text"/>	<input type="checkbox"/>
 Discuss our fire plan with direct neighbours, and exchange contact information to ensure we are all able to keep in touch in an emergency.	<input type="text"/>	<input type="checkbox"/>
 Practise our plan with all the family. Make sure everyone knows their role and how scary a bushfire can be.	<input type="text"/>	<input type="checkbox"/>











Proudly supported by





LIVING WITH CHILDREN

On a high risk day

- | | YES |
|--|--------------------------|
|  Decide whether to leave the night before or early in the morning on our trigger days. | <input type="checkbox"/> |
|  Regularly and continuously monitor the CFA Fire Ready app, emergency.vic.gov.au and 774KHz (ABC Radio). | <input type="checkbox"/> |
|  Advise neighbours, close friends and relatives of the plan to leave early and where we will go. | <input type="checkbox"/> |
|  Move any outdoor furniture, flammable items, doormats and items which may be dangerous in high winds into the garage, including BBQ gas bottle. | <input type="checkbox"/> |
|  Block all downpipes with gutter plugs, tennis balls or rags and fill gutters with water. | <input type="checkbox"/> |
|  Turn off the Gas supply at the main. | <input type="checkbox"/> |
|  Divert the home phone to a mobile and carry that mobile at all times. | <input type="checkbox"/> |
|  Take the car/s, all family members and our Relocation Kit and head for our designated relocation place. Remain there until the danger has passed. | <input type="checkbox"/> |
|  Prepare for a probable delay due to traffic congestion so as to avoid a panic. | <input type="checkbox"/> |
|  If a school day, notify the teachers our children will not be attending until further notice (see Emergency Contact Numbers). | <input type="checkbox"/> |

NOTES

Proudly supported by

Warrandyte
Community Bank® Branch


















Be Ready Warrandyte
Living with Bushfire Risk | www.warrandyte.org.au



LIVING WITH CHILDREN

Leaving early impossible

- | | YES |
|--|--------------------------|
|  Check the CFA Fire Ready app, emergency.vic.gov.au and 774KHz (ABC Radio). | <input type="checkbox"/> |
|  Advise family, friends and/or neighbours that we are on site and have been unable to leave. | <input type="checkbox"/> |
|  Divert the home phone to a mobile and carry that mobile at all times. | <input type="checkbox"/> |
|  Open Emergency Kit, and everyone put on their fire protection clothing and gear - including masks. Hand out torches and fill and place metal buckets at front and back doors, with mops and wheelie bins filled with water. | <input type="checkbox"/> |
|  Block all downpipes with gutter plugs, tennis balls or rags and fill gutters with water. | <input type="checkbox"/> |
|  Turn off the Gas supply at the main. | <input type="checkbox"/> |
|  Direct gas bottle vents away from the house. | <input type="checkbox"/> |
|  Move cars into the garage and close the door. | <input type="checkbox"/> |
|  Move any outdoor furniture, flammable items, doormats away from house. | <input type="checkbox"/> |
|  Place a ladder, torch and Supersoaker (powerful water pistol) under the manhole to monitor roof space. | <input type="checkbox"/> |
|  Close all windows and doors (do not lock) and draw curtains. | <input type="checkbox"/> |
|  Turn off the air conditioner/evaporative cooling. | <input type="checkbox"/> |
|  Fill all baths and basins/sinks (upstairs and downstairs), and soak some towels, the towels to be used to seal under doors. Dry woollen blankets can cover the family in the event of the need to directly face the fire. | <input type="checkbox"/> |
|  Continually monitor externally for ember attack. | <input type="checkbox"/> |
|  Monitor 774KHz AM (ABC Radio) and cfa.vic.gov.au on computer (assuming power is still available). | <input type="checkbox"/> |

NOTES












Proudly supported by





LIVING WITH CHILDREN

Fire threatening house

- | | YES |
|---|--------------------------|
|  Wet down all front and back decks and keep them wet. | <input type="checkbox"/> |
|  Drench fire-facing walls, and continually monitor for spot fires. | <input type="checkbox"/> |
|  Block under exterior doorways with wet towels/blankets. | <input type="checkbox"/> |
|  Continually patrol house/ceiling to prevent and put out any internal fires. | <input type="checkbox"/> |
|  Check roof space regularly. | <input type="checkbox"/> |
|  When fire intensity becomes too great - retreat inside, move hoses into the house and connect them to the washing machine taps. | <input type="checkbox"/> |
|  Draw curtains, but maintain a view of the conditions outside. | <input type="checkbox"/> |
|  Do not retreat to a bathroom - they are generally an unsafe room as they only have one exit and windows are frosted for privacy - which does not allow us to see outside. | <input type="checkbox"/> |
|  Keep drinking plenty of water, even if not feeling thirsty. | <input type="checkbox"/> |
|  If the house catches fire, move away from the source and shut doors behind us to isolate and slow down the burning parts of the house. The last room to retreat to must be the one with two exits, the designated room (Hopefully the fire front will have passed by the time we are forced into the designated room). | <input type="checkbox"/> |
|  If the designated room is no longer safe, and if it is safe to do so, move outside to the side of the house that will offer the most protection from radiant heat and cover up with dry woollen blankets and shelter there until the fire passes. | <input type="checkbox"/> |

Proudly supported by

Warrandyte
Community Bank® Branch








Be Ready Warrandyte
Living with Bushfire Risk | www.warrandyte.org.au



LIVING WITH CHILDREN

Fire front passed

- | | YES |
|--|--------------------------|
|  Go around the house checking for embers and spot fires, and dousing these with the hose, cotton mops and metal buckets etc. | <input type="checkbox"/> |
|  Keep drinking plenty of water, even if not feeling thirsty. | <input type="checkbox"/> |
|  When all is OK, advise relatives or friends. | <input type="checkbox"/> |
|  Check status of neighbours and street, including power lines, etc and report any problems via mobile phone (if available) to the CFA or Police. | <input type="checkbox"/> |
|  Continue to monitor for spot fires. | <input type="checkbox"/> |

NOTES

Proudly supported by

Warrandyte
Community Bank® Branch



Be Ready Warrandyte
Living with Bushfire Risk | www.warrandyte.org.au




LIVING WITH CHILDREN

Emergency contact numbers

 Fire, Police, Ambulance: 000 Victorian Bushfire Information Line: 1800 240 667

 Warrandyte Police: 9844 3231

 Manningham Council: 9840 9333 Nillumbik Council: 9433 3111

 Insurance Company

 Doctor

 School

 Family

 Neighbours

 Friends

Proudly supported by

Warrandyte
Community Bank® Branch



















Be  Ready Warrandyte
Living with Bushfire Risk | www.warrandyte.org.au



LIVING WITH CHILDREN

Relocation kit

- | | YES |
|---|--------------------------|
|  Large container with lid or bag to hold relocation items | <input type="checkbox"/> |
|  Mobile phone chargers | <input type="checkbox"/> |
|  Photographs | <input type="checkbox"/> |
|  Back up discs and/or backup drive | <input type="checkbox"/> |
|  Medications and prescriptions | <input type="checkbox"/> |
|  Important documents (insurance, passports, proof of identity, banking info, credit cards, etc) | <input type="checkbox"/> |
|  Jewellery | <input type="checkbox"/> |
|  Address book, diary, important contact information (Doctors, council, power companies, etc) | <input type="checkbox"/> |
|  Clothes for three days | <input type="checkbox"/> |
|  Toiletries | <input type="checkbox"/> |
|  Water | <input type="checkbox"/> |
|  First Aid Kit | <input type="checkbox"/> |
|  Money | <input type="checkbox"/> |
|  Items of special value | <input type="checkbox"/> |
|  Immediate supplies (food, formula, snacks, water bottles etc) | <input type="checkbox"/> |
|  Radio and batteries | <input type="checkbox"/> |

Proudly supported by

Warrandyte
Community Bank® Branch



Be Ready Warrandyte
Living with Bushfire Risk | www.warrandyte.org.au


















LIVING WITH CHILDREN

Emergency kit

NOTE: The following items are only in case leaving early is impossible.

YES

-  Woollen Blankets
-  Hard hats
-  Leather gloves
-  P2 Smoke masks
-  Protective clothing (long-sleeved cotton shirts, hats, jeans, boots) for all family members
-  Plenty of water
-  Enough food for 3 days
-  Battery operated radio
-  Torches and spare batteries
-  Supersoaker (powerful water pistol)
-  First Aid Kit
-  Cotton mops and metal buckets placed strategically around the house
-  Mobile phone chargers
-  Cannot rely on mains water. Have a backup tank of at least 10,000 litres in case the mains water goes down.
-  If using a pump, do not rely on mains power.

Proudly supported by

Warrandyte
Community Bank® Branch



Be Ready Warrandyte
Living with Bushfire Risk | www.warrandyte.org.au