


















LIVING ALONE



Before the bushfire season

-  Clean up all rubbish around the house, keep grass mown and whipper snipped, including nature strip. Move woodpile well away from house (minimum 10 metres).
-  Remove all branches overhanging the house (utilise Council's green waste service).
-  Clean out all gutters, including sheds/garage. Check wire mesh minimum of 1.5mm aperture over vents around the house.
-  Check all smoke alarms, and replace batteries if necessary.
-  Place mops and metal buckets in an accessible location with the Emergency Kit (your kit with items to help you during an emergency if you can not leave).
-  Ensure all house entrance points are clear of all combustible items/materials for at least 10 metres.
-  Check hoses can reach around whole house, can be moved inside and connected to the indoor taps.
-  Test pumps and hoses.
-  Decide where I am going to obtain bushfire information from during the bushfire season and download associated apps or bookmark relevant webpages. Eg. VicEmergency app, emergency.vic.gov.au, preset 774AM on radio. Don't rely on one source of information and consider power failures. Battery operated or wind up radios can be a great option in addition to new technology.
-  Identify my trigger to leave eg. Total Fire Ban, SEVERE or greater Fire Danger Rating.
-  Make arrangements to go to a non-high risk area when I relocate. Eg. Family or friends
-  Pack relocation kit in a container or bag for quick transportation - photographs, medications/ prescriptions, important documents (insurance details), passports, cameras, jewellery, backup discs, etc. (see Relocation Kit section). Keep relocation kit in an accessible spot.
-  Keep mobile phones charged throughout the bushfire season and carry at all times.
-  Identify exit routes and back up exit routes, as a fire could come from any direction and I need a plan to be prepared for all situations to avoid driving directly into the fire.
-  Identify where to shelter in the house if unable to leave and inform family, neighbours or friends.

YES

Vertical column of 15 empty checkboxes corresponding to the checklist items.

Proudly supported by

Warrandyte
Community Bank® Branch








Be Ready Warrandyte
Living with Bushfire Risk | www.warrandyte.org.au



LIVING ALONE



Before the bushfire season

-  Source enough woollen blankets to use for protection should the need arise. Consider obtaining blankets for visitors.
-  Pack an emergency kit (see Preparing Emergency Kit page).
-  Advise neighbours, close friends and relatives of my plan and where I will go when I leave.
-  Discuss my fire plan with direct neighbours, and exchange contact information to ensure I am able to keep in touch in an emergency.
-  Practice what I will do should leaving early be impossible or if fire threatens the house.

YES

NOTES

Proudly supported by















LIVING ALONE



On a high risk day

- | | YES |
|--|--------------------------|
|  Decide whether to leave the night before or early in the morning on my trigger days. | <input type="checkbox"/> |
|  Regularly and continuously monitor the VicEmergency app, emergency.vic.gov.au and 774KHz (ABC Radio). | <input type="checkbox"/> |
|  Advise neighbours, close friends and relatives of the plan to leave early and where I will go. | <input type="checkbox"/> |
|  Move any outdoor furniture, flammable items, doormats and items which may be dangerous in high winds into the garage, including BBQ gas bottle. | <input type="checkbox"/> |
|  Block all downpipes with gutter plugs, tennis balls or rags and fill gutters with water. | <input type="checkbox"/> |
|  Turn off the Gas supply at the main. | <input type="checkbox"/> |
|  Divert the home phone to a mobile and carry that mobile at all times. However, be mindful that mobile phone services may not be reliable during a bushfire emergency. | <input type="checkbox"/> |
|  Take the car and my Relocation Kit and head for my designated relocation place. Remain there until the danger has passed. | <input type="checkbox"/> |
|  Prepare for a probable delay due to traffic congestion so as to avoid a panic. | <input type="checkbox"/> |
|  Ensure that you can enlist support from family, friends or neighbours if you are unable to leave and cannot undertake the necessary actions. Bear in mind that they may well be fully occupied on the day and that formal agency support services are unlikely to be available. | <input type="checkbox"/> |

NOTES

Proudly supported by

Warrandyte
Community Bank® Branch


















Be Ready Warrandyte
Living with Bushfire Risk | www.warrandyte.org.au



LIVING ALONE



Leaving early impossible

- | | YES |
|--|--------------------------|
|  Check the VicEmergency app, emergency.vic.gov.au and 774KHz (ABC Radio). | <input type="checkbox"/> |
|  If phone services allow, advise family, friends and/or neighbours that I am on site and have been unable to leave. | <input type="checkbox"/> |
|  Divert the home phone to a mobile and carry that mobile at all times. Be mindful that mobile phone services may not be reliable during a bushfire emergency. | <input type="checkbox"/> |
|  Open Emergency Kit, and put on my fire protection clothing and gear - including masks. Collect torches and fill and place metal buckets at front and back doors, with mops and wheelie bins filled with water. | <input type="checkbox"/> |
|  Block all downpipes with gutter plugs, tennis balls or rags and half fill gutters with water. | <input type="checkbox"/> |
|  Turn off the Gas supply at the main. | <input type="checkbox"/> |
|  Direct gas bottle vents away from the house. | <input type="checkbox"/> |
|  Move cars into the garage and close the door. | <input type="checkbox"/> |
|  Move any outdoor furniture, flammable items, doormats away from house. | <input type="checkbox"/> |
|  Place a ladder, torch and Supersoaker (powerful water pistol) under the manhole to monitor roof space. | <input type="checkbox"/> |
|  Close all windows and doors (do not lock) and draw curtains. | <input type="checkbox"/> |
|  Turn off the air conditioner/evaporative cooling. | <input type="checkbox"/> |
|  Fill all baths and basins/sinks (upstairs and downstairs), and soak some towels, the towels to be used to seal under doors. Dry woollen blankets can cover myself in the event of the need to directly face the fire. | <input type="checkbox"/> |
|  Continually monitor externally for ember attack. | <input type="checkbox"/> |
|  Monitor 774KHz AM (ABC Radio) and cfa.vic.gov.au on computer (assuming power is still available). | <input type="checkbox"/> |

NOTES

Proudly supported by

Warrandyte
Community Bank® Branch
















LIVING ALONE



Fire threatening house

- | | YES |
|---|--------------------------|
|  Wet down all front and back decks and keep them wet. | <input type="checkbox"/> |
|  Drench fire-facing walls, and continually monitor for spot fires. | <input type="checkbox"/> |
|  Block under exterior doorways with wet towels/blankets. | <input type="checkbox"/> |
|  Continually patrol house/ceiling to prevent and put out any internal fires. | <input type="checkbox"/> |
|  Check roof space regularly. | <input type="checkbox"/> |
|  When fire intensity becomes too great - retreat inside, move hoses into the house and connect them to indoor taps, in case of need to extinguish internal fire. | <input type="checkbox"/> |
|  Draw curtains, but maintain a view of the conditions outside. | <input type="checkbox"/> |
|  Do not retreat to a bathroom - they are generally an unsafe room as they only have one exit and windows are frosted for privacy - which does not allow me to see outside. | <input type="checkbox"/> |
|  Keep drinking plenty of water, even if not feeling thirsty. | <input type="checkbox"/> |
|  If the house catches fire, move away from the source and shut doors behind me to isolate and slow down the burning parts of the house. The last room to retreat to must be the one with two exits, the designated room (Hopefully the fire front will have passed by the time I am forced into the designated room). | <input type="checkbox"/> |
|  If the designated room is no longer safe, and if it is safe to do so, move outside to the side of the house that will offer the most protection from radiant heat and cover up with dry woollen blankets and shelter there until the fire passes. | <input type="checkbox"/> |

Proudly supported by

Warrandyte
Community Bank® Branch




Be Ready Warrandyte
Living with Bushfire Risk | www.warrandyte.org.au




LIVING ALONE




Fire front passed

 Go around the house checking for embers and spot fires, and dousing these with the hose, cotton mops and metal buckets etc.

YES

 Keep drinking plenty of water, even if not feeling thirsty.

 When all is OK, advise relatives or friends.

 Check status of neighbours and street, including power lines, etc and report any problems via mobile phone (if available) to the CFA or Police.

 Continue to monitor for spot fires.

NOTES

Proudly supported by





















LIVING ALONE



Relocation kit

- | | |
|--|--|
|  Large container with lid or bag to hold relocation items | YES
<input type="checkbox"/> |
|  Mobile phone chargers | <input type="checkbox"/> |
|  Photographs | <input type="checkbox"/> |
|  Back up discs and/or backup drive containing important files | <input type="checkbox"/> |
|  Medications and prescriptions | <input type="checkbox"/> |
|  Important documents (insurance, passports, proof of identity, banking info, credit cards, etc) | <input type="checkbox"/> |
|  Jewellery | <input type="checkbox"/> |
|  Address book, diary, important contact information (Doctors, council, power companies, etc) | <input type="checkbox"/> |
|  Clothes for three days | <input type="checkbox"/> |
|  Toiletries | <input type="checkbox"/> |
|  Water | <input type="checkbox"/> |
|  First Aid Kit | <input type="checkbox"/> |
|  Money | <input type="checkbox"/> |
|  Items of special value | <input type="checkbox"/> |
|  Immediate supplies (food, snacks, water bottles etc) | <input type="checkbox"/> |
|  Radio and batteries | <input type="checkbox"/> |

Proudly supported by

Warrandyte
Community Bank® Branch



Be Ready Warrandyte
Living with Bushfire Risk | www.warrandyte.org.au


















LIVING ALONE



Emergency kit

NOTE: The following items are only in case leaving early is impossible.

YES

-  Woollen Blankets
-  Hard hats
-  Leather gloves
-  P2 Smoke masks
-  Protective clothing (long-sleeved cotton shirts, hats, jeans, boots)
-  Plenty of water
-  Enough food for 3 days
-  Battery operated radio
-  Torches and spare batteries
-  Supersoaker (powerful water pistol)
-  First Aid Kit
-  Cotton mops and metal buckets placed strategically around the house
-  Mobile phone chargers
-  Cannot rely on mains water. Have a backup tank of at least 10,000 litres in case the mains water goes down.
-  If using a pump, do not rely on mains power.

Proudly supported by

Warrandyte
Community Bank® Branch



Be Ready Warrandyte
Living with Bushfire Risk | www.warrandyte.org.au


















LIVING ALONE



Emergency kit

NOTE: The following items are only in case leaving early is impossible.

YES

-  Woollen Blankets
-  Hard hats
-  Leather gloves
-  P2 Smoke masks
-  Protective clothing (long-sleeved cotton shirts, hats, jeans, boots)
-  Plenty of water
-  Enough food for 3 days
-  Battery operated radio
-  Torches and spare batteries
-  Supersoaker (powerful water pistol)
-  First Aid Kit
-  Cotton mops and metal buckets placed strategically around the house
-  Mobile phone chargers
-  Cannot rely on mains water. Have a backup tank of at least 10,000 litres in case the mains water goes down.
-  If using a pump, do not rely on mains power.

Proudly supported by

Warrandyte
Community Bank® Branch

 **Bendigo Bank**

Be Ready Warrandyte
Living with Bushfire Risk | www.warrandyte.org.au